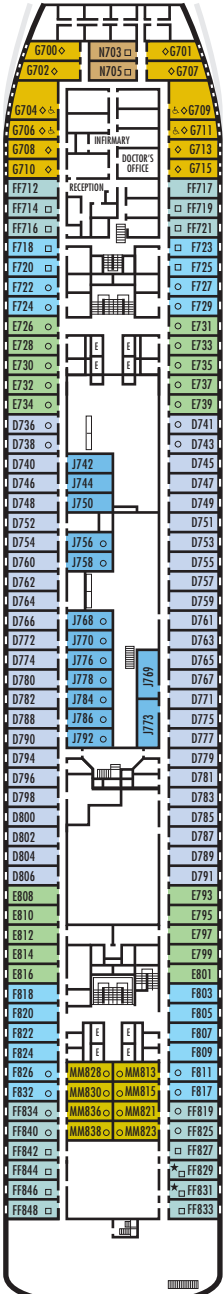
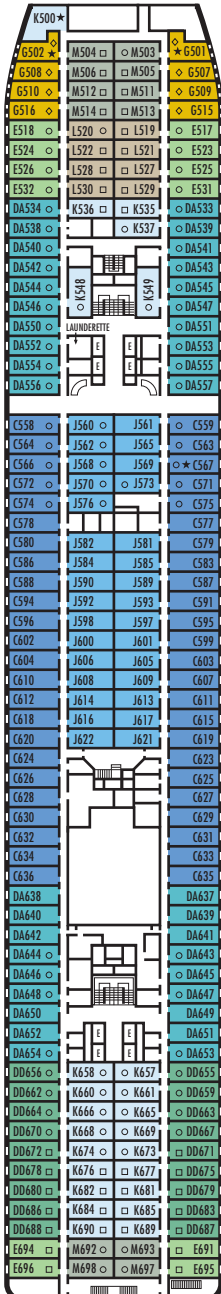


A DECK
Staterooms 700-848
106 ft. from bow to
Staterooms 700, 701 & 703.



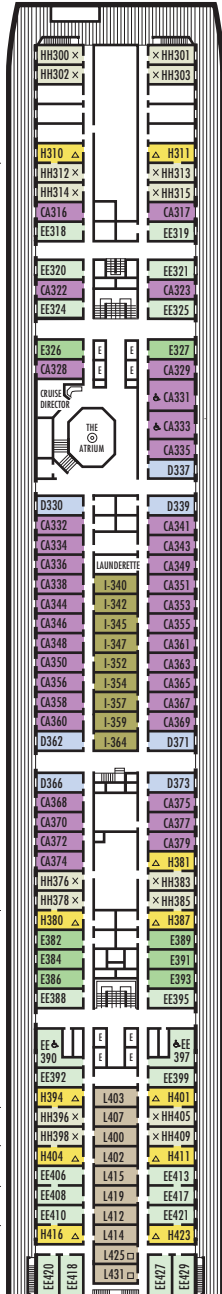
43 ft. to stern from
Staterooms 833 & 848.

MAIN DECK
Staterooms 500-698
102 ft. from bow to
Stateroom 500.



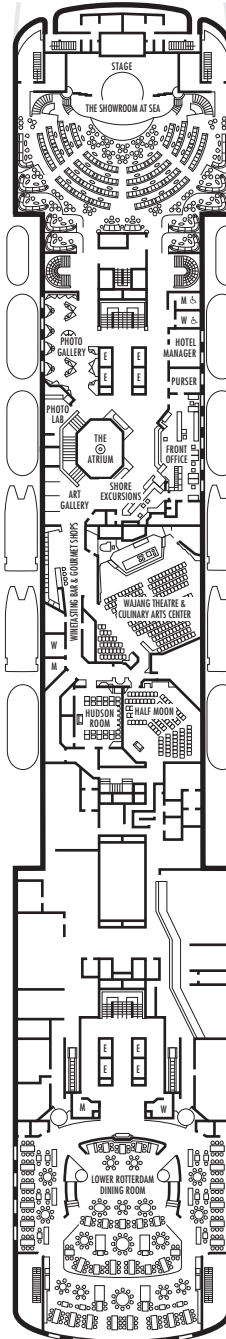
22 ft. to stern from
Staterooms 695, 696, 697 & 698.

LOWER PROMENADE DECK
Staterooms 300-431
106 ft. from bow to
Staterooms 300 & 301.

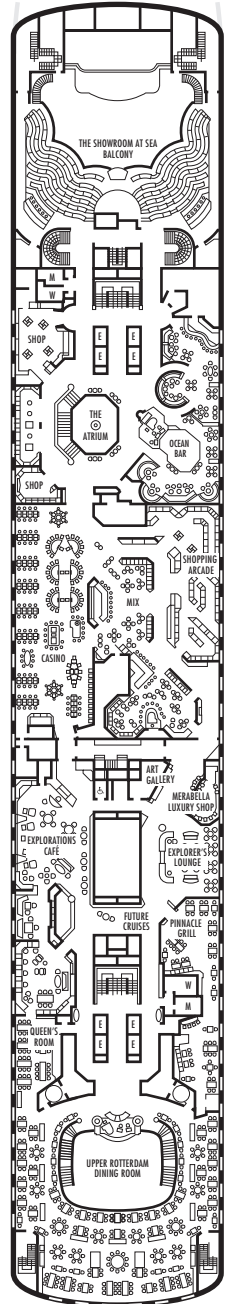


13 ft. to stern from
Staterooms 418, 420, 427 & 429.

PROMENADE DECK



UPPER PROMENADE DECK



STATEROOM SYMBOL LEGEND

- Triple (2 lower beds, 1 sofa bed)
- Quad (2 lower beds, 1 sofa bed, 1 upper)
- △ Partial sea view
- × Fully obstructed view
- + Connecting rooms
- ◇ These staterooms have portholes instead of windows

- ★ Suites SA030, B200 & B202 and staterooms K500, G501, G502, C567, FF829 & FF831 are modified accessible, shower only with small step, step into bathroom, standard interior and exterior door size
- ♿ Staterooms CA331, CA333, EE390, EE397, G704, G706, G709 & G711 are wheelchair accessible, roll-in shower only, wheelchair-accessible doorways

SHIP SPECIFICATIONS & FACILITIES

- 1,350 Guests
- 574 Crew
- 57,092 Gross Tons
- 719 Feet Long
- 10 Guest Decks
- Wraparound Promenade Deck
- 7 Restaurants & Cafes
- 6 Entertainment Venues
- 7 Lounges/Bars
- 2 Outdoor Swimming Pools (one with sliding glass roof)
- Spa & Salon
- Fitness Center
- Suite Lounge
- Duty-free Shops
- Library/Internet Cafe
- Onboard Wi-Fi Access
- Casino
- Sport Courts

VERANDAH DECK
Staterooms 100–232
156 ft. from bow to
Staterooms 100, 101 & 102.

NAVIGATION DECK
Staterooms 001–095
205 ft. from bow to
Staterooms 001 & 002.

LIDO DECK

SPORTS DECK

MS VEENDAM

DECK PLANS & STATEROOMS

The deck plans are color-coded by category of stateroom, and the category letter precedes the stateroom number in each room. All staterooms are equipped with flat-panel television, DVD player, telephone and multichannel music.

Important Note: Not all staterooms within each category have the same furniture configuration and/or facilities. Appropriate symbols within the rooms on the deck plans describe differences from the stateroom descriptions below.

VERANDAH SUITES

PS
Pinnacle Suite: Bedroom with 1 king-size bed, oversized whirlpool bath & shower, living room, dining room, dressing room, private verandah, pantry, 1 sofa bed for 2 persons, mini-bar, refrigerator, guest toilet, floor-to-ceiling windows.

SA SB
Neptune Suites: 2 lower beds convertible to 1 king-size bed, whirlpool bath & shower, large sitting area, dressing room, private verandah, 1 sofa bed for 2 persons, mini-bar, refrigerator, floor-to-ceiling windows.

A B BA BB BC
Vista Suites: 2 lower beds convertible to 1 queen-size bed, whirlpool bath & shower, sitting area, private verandah, mini-bar, refrigerator, floor-to-ceiling windows.

VERANDAH SPA STATEROOMS

VQ
Verandah: 2 lower beds convertible to 1 queen-size bed, bath & shower, sitting area, private verandah, mini-bar, refrigerator, floor-to-ceiling windows.

OCEAN-VIEW STATEROOMS

CA
Lanai: 2 lower beds convertible to 1 queen-size bed, bathtub & shower. Lower glass doors lead onto the walk-around Lower Promenade Deck.

C D DA DD E

Large: 2 lower beds convertible to 1 queen-size bed, bathtub & shower.

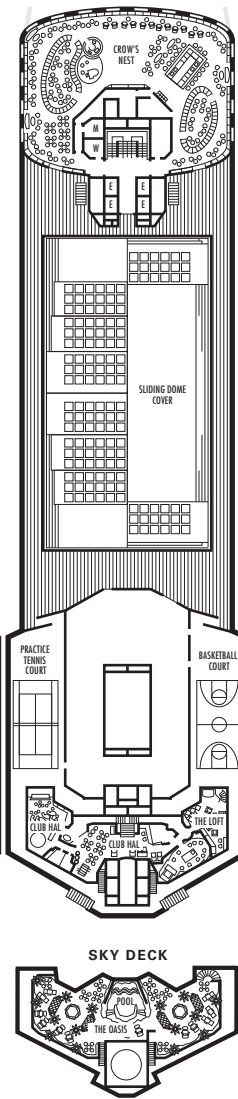
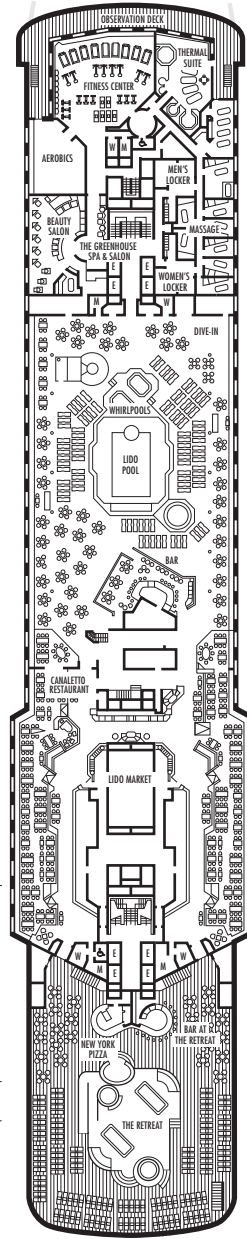
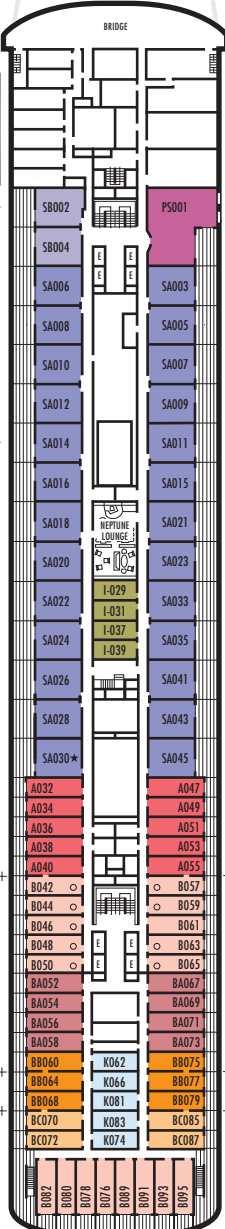
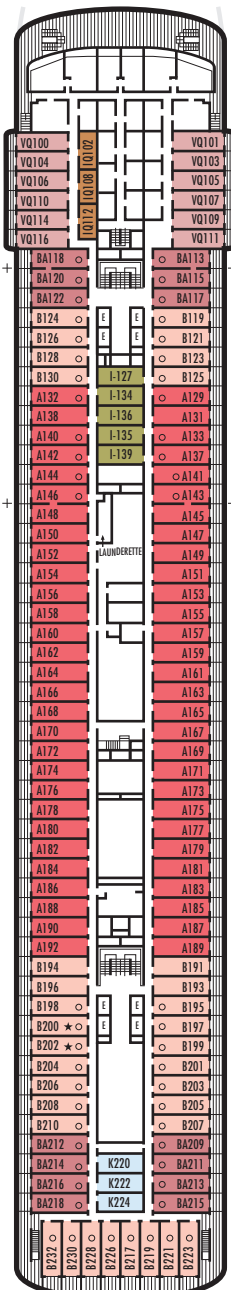
G H HH
Large: 2 lower beds convertible to 1 queen-size bed, bathtub & shower. All H-category staterooms have partial sea views. All HH-category staterooms have fully obstructed views.

INTERIOR STATEROOMS

IQ I J K L

M MM N
Large or Standard: 2 lower beds convertible to 1 queen-size bed, shower.

▼ Spa Staterooms. Opt for the serenity of a Spa Stateroom, featuring modern spa amenities.



8 ft. to stern from
Staterooms 217, 219, 221, 223,
226, 228, 230 & 232.

8 ft. to stern from
Staterooms 076, 078, 080, 082,
089, 091, 093 & 095.

